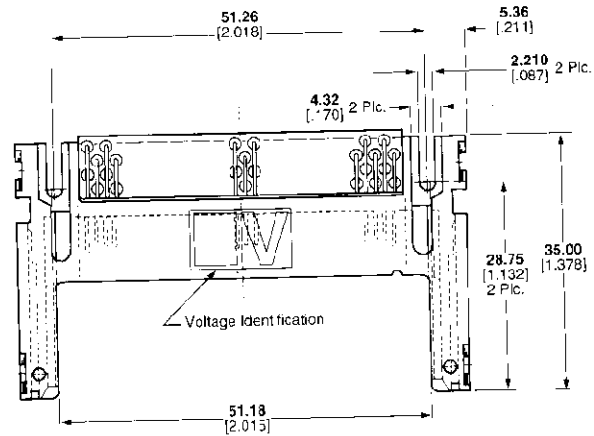



Pin Header, Single Slot, Raised Height, Top Board Thru-Hole Mount

68 Positions

Part Number 535655-1



Pin Length (L)	Pin Locations
5.00 .197	1, 17, 34, 35, 51, 68
4.25 .167	All Others Not Listed
3.50 .138	36, 67

Material and Finish:

Housing and Organizer — Liquid crystal polymer, black

Contacts — Brass; duplex plated 0.00076 (.000030) minimum gold on mating area, 0.00381 (.000150) minimum tin-lead on solder tail, with entire contact underplated 0.00127 (.000050) minimum nickel

Related Product Data:

Mating Receptacle Assemblies — Any 68-position receptacle assembly when mounted in a PCMCIA card frame

Guide Rails — page 27

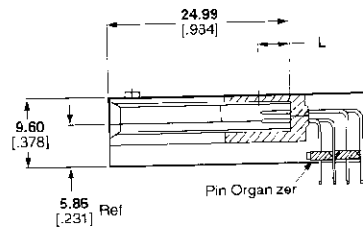
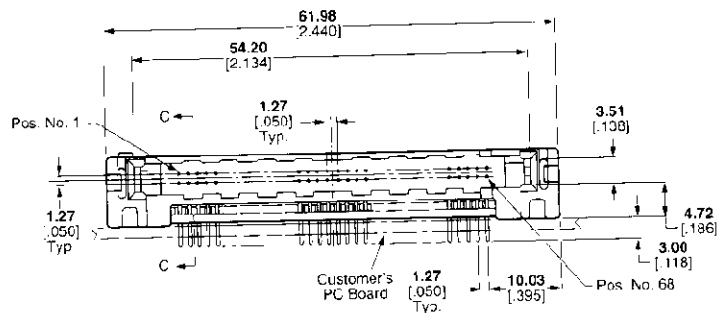
ESD/EMI Card Guide Assembly — page 28

Ejectors — pages 30 & 31

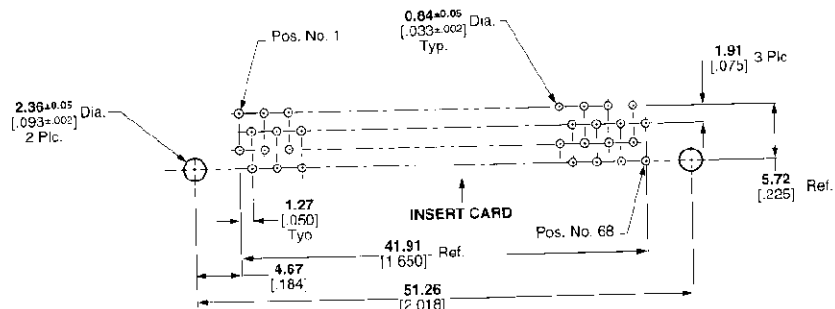
Performance Data — page 80

Technical Documents (Page 80):

AMP Product Specification
108-1469



Section C - C



Recommended PC Board Layout

Note: Two size M2 (2-56 UNC) screws (Customer supplied) are required for fastening the connector to the PC board.